

# GLOBAL TRENDS

## FORCED DISPLACEMENT IN 2015



**UNHCR**  
The UN Refugee Agency

# Trends at a Glance

## 2015 IN REVIEW

Global forced displacement has increased in 2015, with record-high numbers. By the end of the year, 65.3 million individuals were forcibly displaced worldwide as a result of persecution, conflict, generalized violence, or human rights violations. This is 5.8 million more than the previous year (59.5 million).

**65.3** MILLION  
FORCIBLY  
DISPLACED  
WORLDWIDE

If these 65.3 million persons were a nation, they would make up the 21<sup>st</sup> largest in the world.

21.3 million persons were refugees

16.1 million under UNHCR's mandate

5.2 million Palestinian refugees registered by UNRWA

40.8 million internally displaced persons<sup>1</sup>

3.2 million asylum-seekers

**12.4**  
MILLION

An estimated 12.4 million people were newly displaced due to conflict or persecution in 2015. This included 8.6 million individuals displaced<sup>2</sup> within the borders of their own country and 1.8 million newly displaced refugees.<sup>3</sup> The others were new applicants for asylum.

**3.7**  
MILLION

UNHCR estimates that at least 10 million people globally were stateless at the end of 2015. However, data recorded by governments and communicated to UNHCR were limited to 3.7 million stateless individuals in 78 countries.

**24**



PERSONS  
EVERY MINUTE

On average 24 people worldwide were displaced from their homes every minute of every day during 2015 – some 34,000 people per day. This compares to 30 per minute in 2014 and 6 per minute in 2005.

**86**

PER CENT

Developing regions hosted 86 per cent of the world's refugees under UNHCR's mandate. At 13.9 million people, this was the highest figure in more than two decades. The Least Developed Countries provided asylum to 4.2 million refugees or about 26 per cent of the global total.

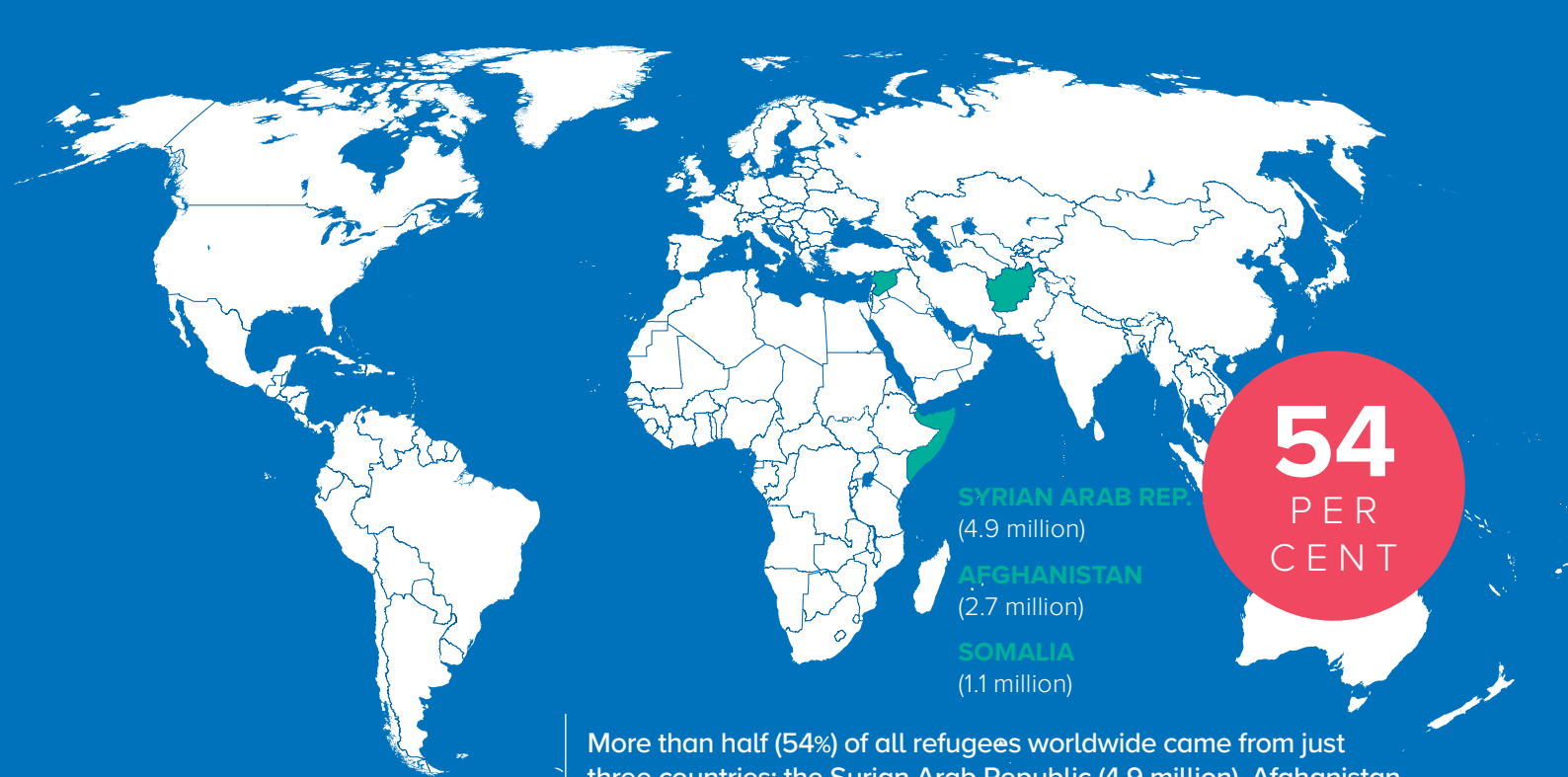
**183/1000**  
REFUGEES /  
INHABITANTS

Lebanon hosted the largest number of refugees in relation to its national population, with 183 refugees per 1,000 inhabitants. Jordan (87) and Nauru (50) ranked second and third, respectively.

<sup>1</sup> Source: Internal Displacement Monitoring Centre (IDMC) of the Norwegian Refugee Council (NRC).

<sup>2</sup> Ibid.

<sup>3</sup> The number of newly displaced refugees does not include applications for asylum whose refugee status has yet to be determined



54  
PER  
CENT

**SYRIAN ARAB REP.**

(4.9 million)

**AFGHANISTAN**

(2.7 million)

**SOMALIA**

(1.1 million)

3.2

MILLION  
ASYLUM-SEEKERS

By end-2015, about 3.2 million people were waiting for a decision on their application for asylum.

107,100  
RESETTLEMENT

In 2015, UNHCR submitted 134,000 refugees to States for resettlement. According to government statistics, States admitted 107,100 refugees for resettlement during the year, with or without UNHCR's assistance. The United States of America accepted the highest number (66,500).

201,400  
REFUGEES  
RETURNED

During 2015, only 201,400 refugees returned to their countries of origin. Most returned to Afghanistan (61,400), Sudan (39,500), Somalia (32,300), or the Central African Republic (21,600).

51  
PER CENT

Children below 18 years of age constituted about half of the refugee population in 2015, up from 41 per cent in 2009 and the same as in 2014.

2.0  
MILLION  
ASYLUM APPLICATIONS

Asylum-seekers submitted a record high number of new applications for asylum or refugee status – estimated at 2.0 million. With 441,900 asylum claims, Germany was the world's largest recipient of new individual applications, followed by the United States of America (172,700), Sweden (156,400), and the Russian Federation (152,500).

98,400  
UNACCOMPANIED  
OR SEPARATED  
CHILDREN

Unaccompanied or separated children in 78 countries – mainly Afghans, Eritreans, Syrians, and Somalis – lodged some 98,400 asylum applications in 2015. This was the highest number on record since UNHCR started collecting such data in 2006.

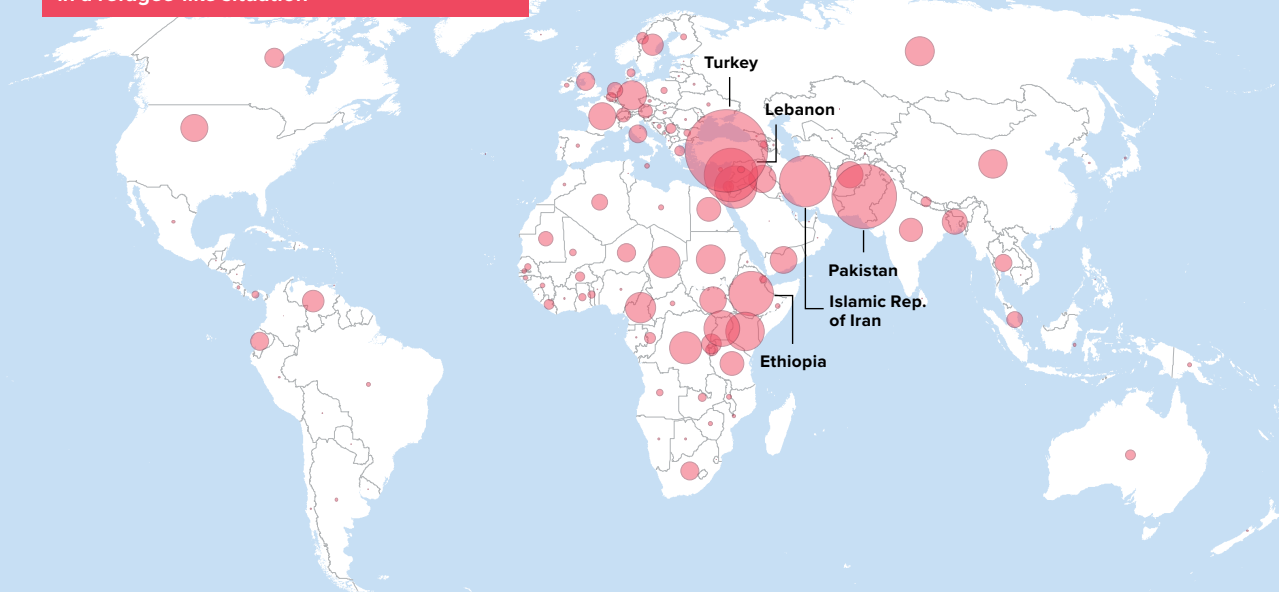
TOP  
HOST

1. **TURKEY** (2.5 MILLION)
2. **PAKISTAN** (1.6 MILLION)
3. **LEBANON** (1.1 MILLION)
4. **ISLAMIC REP. OF IRAN** (979,400)
5. **ETHIOPIA** (736,100)
6. **JORDAN** (664,100)

For the second consecutive year, Turkey hosted the largest number of refugees worldwide, with 2.5 million people.

**Map 1 Populations of concern to UNHCR by category | end-2015**

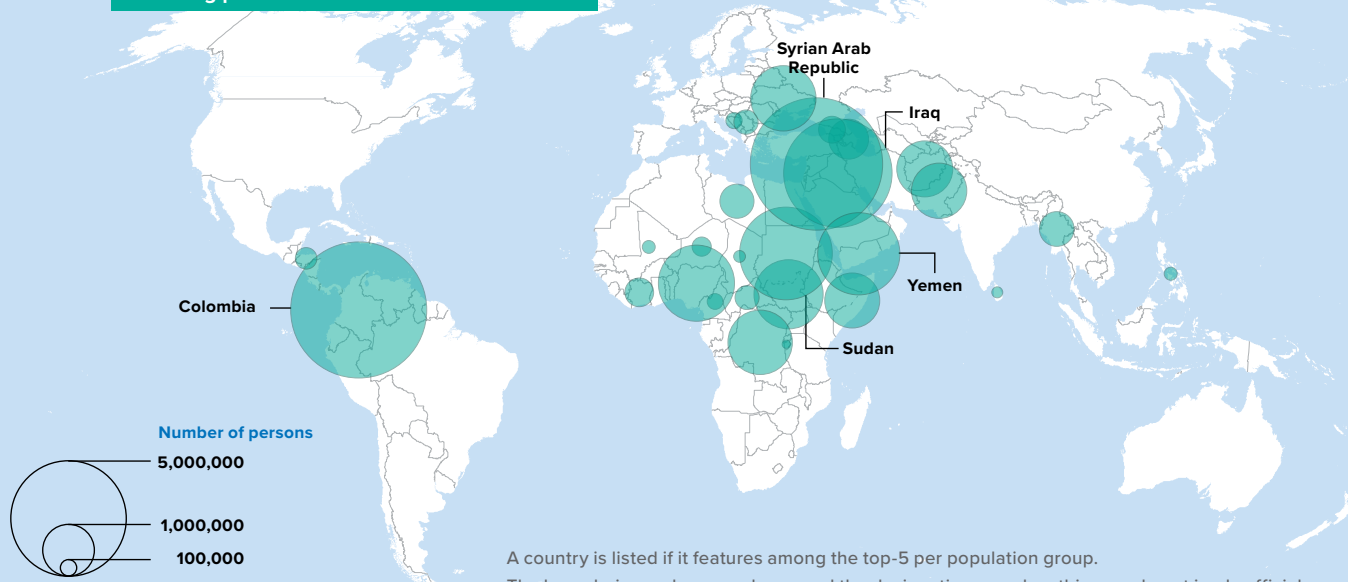
Refugees, including persons in a refugee-like situation



Asylum-seekers (pending cases)

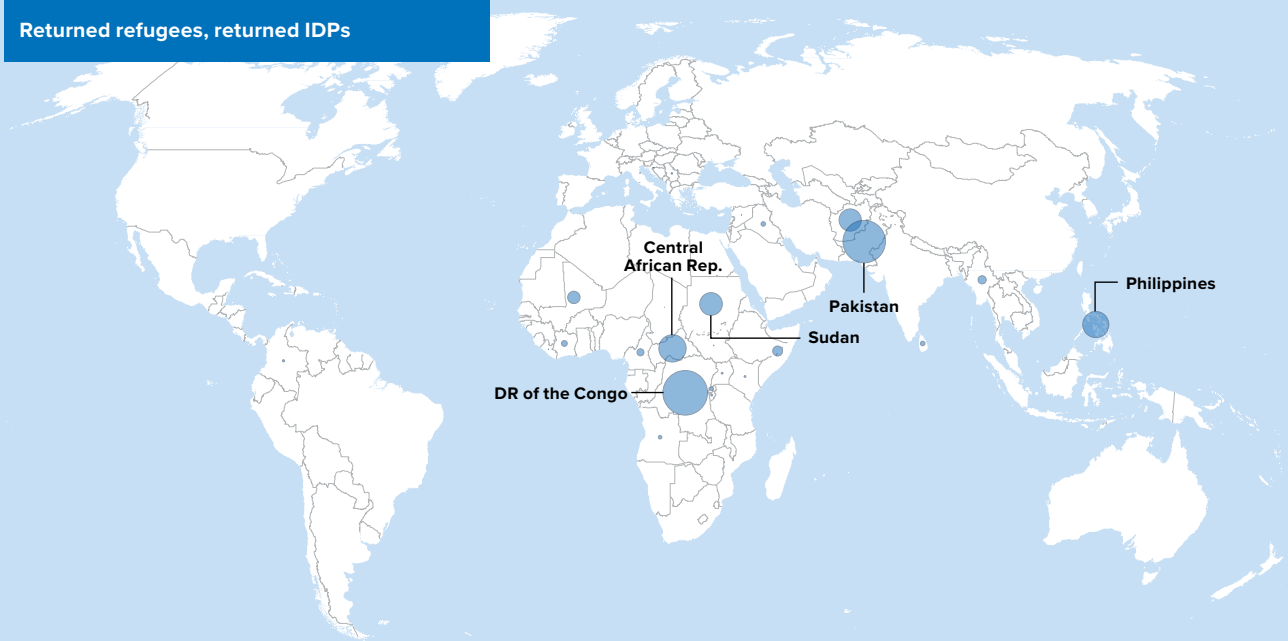


IDPs protected/assisted by UNHCR, including persons in an IDP-like situation



A country is listed if it features among the top-5 per population group.  
The boundaries and names shown and the designations used on this map do not imply official endorsement or acceptance by the United Nations.

Returned refugees, returned IDPs



Persons under UNHCR's statelessness mandate



Others of concern to UNHCR





**ANNEX TABLE 1** Refugees, asylum-seekers, internally displaced persons (IDPs), returnees (refugees and IDPs), stateless persons, and others of concern to UNHCR by country/territory of asylum | end-2015

Country/ territory of asylum <sup>1</sup>	REFUGEES					Returned refugees <sup>5</sup>	IDPs protected/ assisted by UNHCR, incl. people in IDP-like situations <sup>6</sup>	Returned IDPs <sup>7</sup>	Persons under UNHCR's statelessness mandate <sup>8</sup>	Others of concern to UNHCR <sup>9</sup>	Total population of concern
	Refugees <sup>2</sup>	People in refugee-like situations <sup>3</sup>	Total refugees and people in refugee- like situations	Of whom assisted by UNHCR	Asylum- seekers (pending cases) <sup>4</sup>						
Afghanistan	237,069	20,485	257,554	257,554	82	61,379	1,174,306	123,653	-	150,317	1,767,291
Albania	104	-	104	104	830	-	-	-	7,442	-	8,376
Algeria <sup>10</sup>	94,182	-	94,182	90,177	6,593	-	-	-	-	-	100,775
Angola	15,555	-	15,555	268	30,143	4,639	-	-	-	-	50,337
Anguilla	1	-	1	1	-	-	-	-	-	-	1
Antigua and Barbuda	15	-	15	15	-	-	-	-	-	-	15
Argentina	3,207	-	3,207	165	1,077	-	-	-	-	-	4,284
Armenia	3,319	16,000	19,319	7,506	66	-	-	-	311	-	19,696
Aruba	2	-	2	2	-	-	-	-	-	-	2
Australia <sup>11</sup>	36,917	-	36,917	-	20,677	-	-	-	-	-	57,594
Austria	72,216	-	72,216	-	80,075	-	-	-	828	-	153,119
Azerbaijan	1,278	-	1,278	1,278	220	-	618,220	-	3,585	-	623,303
Bahamas	8	-	8	8	21	-	-	-	-	86	115
Bahrain	247	-	247	247	113	-	-	-	-	-	360
Bangladesh <sup>12</sup>	31,958	200,000	231,958	31,958	-	-	-	-	-	-	231,958
Barbados	-	-	-	-	-	-	-	-	-	-	-
Belarus	1,809	-	1,809	751	279	-	-	-	5,635	-	7,723
Belgium	35,314	-	35,314	-	36,009	-	-	-	5,776	-	77,099
Belize	35	-	35	35	720	-	-	-	-	57	812
Benin	530	-	530	530	178	-	-	-	-	-	708
Bolivia (Plurinational State of)	775	-	775	154	-	-	-	-	-	-	775
Bonaire, Saint Eustatius and Saba	-	-	-	-	-	-	-	-	-	-	-
Bosnia and Herzegovina	6,798	-	6,798	6,798	23	22	98,324	-	58	52,437	157,662
Botswana	2,130	-	2,130	2,130	135	-	-	-	-	-	2,265
Brazil	8,707	-	8,707	1,753	20,815	-	-	-	4	6,264	35,790
British Virgin Islands	-	-	-	-	-	-	-	-	-	-	-
Brunei Darussalam	-	-	-	-	-	-	-	-	20,524	-	20,524
Bulgaria	16,557	-	16,557	16,557	9,499	-	-	-	67	-	26,123
Burkina Faso	34,017	-	34,017	34,017	143	-	-	-	-	-	34,160
Burundi	53,363	-	53,363	53,363	2,931	14	25,000	1,144	1,302	645	84,399
Cabo Verde	-	-	-	-	-	-	-	-	115	-	115
Cambodia	76	-	76	71	27	1	-	-	-	197	301
Cameroon	327,121	15,852	342,973	342,973	5,373	-	92,657	18,636	-	11	459,650
Canada	135,888	-	135,888	-	19,642	-	-	-	-	-	155,530
Cayman Islands	12	-	12	6	4	-	-	-	-	-	16
Central African Rep.	7,330	-	7,330	6,591	334	21,632	216,392	258,276	-	-	503,964
Chad	369,540	-	369,540	369,540	2,898	41	51,999	-	-	50,000	474,478
Chile	1,849	-	1,849	93	1,064	-	-	-	-	-	2,913
China <sup>13</sup>	301,052	-	301,052	157	677	1	-	-	-	1	301,731
China, Hong Kong SAR	133	-	133	133	2,315	-	-	-	1	-	2,449
China, Macao SAR	-	-	-	-	7	-	-	-	-	-	7
Colombia	226	-	226	51	115	1,792	6,939,067	-	12	-	6,941,212
Comoros	-	-	-	-	-	-	-	-	-	-	-
Congo, Republic of	44,955	-	44,955	44,955	4,342	1	-	-	-	2,854	52,152
Costa Rica	3,616	-	3,616	3,616	3,283	-	-	-	1,806	-	8,705
Côte d'Ivoire	1,980	-	1,980	1,980	649	1,226	308,272	399	700,000	57	1,023,579
Croatia	308	214	522	522	53	113	-	-	2,873	14,070	17,631
Cuba	303	-	303	186	25	-	-	-	-	-	328
Curaçao	48	-	48	48	30	-	-	-	-	-	78
Cyprus <sup>14</sup>	7,067	-	7,067	477	2,252	-	-	-	-	6,000	15,319
Czech Rep.	3,644	-	3,644	-	659	-	-	-	1,502	-	5,805
Dem. Rep. of the Congo <sup>15</sup>	383,095	-	383,095	275,043	983	8,536	1,555,112	736,837	-	14,474	2,699,037
Denmark	27,326	-	27,326	-	2,948	-	-	-	6,580	-	36,854
Djibouti	19,365	-	19,365	19,365	2,641	-	-	-	-	-	22,006
Dominica	-	-	-	-	-	-	-	-	-	-	-
Dominican Rep. <sup>16</sup>	615	-	615	615	758	-	-	-	133,770	-	135,143
Ecuador <sup>17</sup>	53,191	68,344	121,535	-	11,583	-	-	-	-	-	133,118
Egypt	212,500	-	212,500	142,500	38,171	4	-	-	22	-	250,697
El Salvador	48	-	48	31	1	-	-	-	-	10,100	10,149

.../...

**ANNEX TABLE 1** Refugees, asylum-seekers, internally displaced persons (IDPs), returnees (refugees and IDPs), stateless persons, and others of concern to UNHCR by country/territory of asylum | end-2015  
(ctnd)

Country/ territory of asylum <sup>1</sup>	REFUGEES					Returned refugees <sup>5</sup>	IDPs protected/ assisted by UNHCR, incl. people in IDP-like situations <sup>6</sup>	Returned IDPs <sup>7</sup>	Persons under UNHCR's statelessness mandate <sup>8</sup>	Others of concern to UNHCR <sup>9</sup>	Total population of concern
	Refugees <sup>2</sup>	People in refugee-like situations <sup>3</sup>	Total refugees and people in refugee- like situations	Of whom assisted by UNHCR	Asylum- seekers (pending cases) <sup>4</sup>						
Equatorial Guinea	-	-	-	-	-	-	-	-	-	-	-
Eritrea	2,549	-	2,549	2,549	1	1	-	-	-	6	2,557
Estonia <sup>18</sup>	168	-	168	-	86	-	-	-	85,301	-	85,555
Ethiopia	736,086	-	736,086	736,086	2,131	5	-	-	-	934	739,156
Fiji	12	-	12	12	8	-	-	-	-	-	20
Finland	12,703	-	12,703	-	24,366	-	-	-	2,427	-	39,496
France	273,126	-	273,126	-	63,057	-	-	-	1,326	-	337,509
Gabon	943	-	943	943	1,941	-	-	-	-	-	2,884
Gambia	7,854	-	7,854	7,854	-	-	-	-	-	-	7,854
Georgia	1,300	679	1,979	1,979	733	-	268,416	-	627	-	271,755
Germany	316,115	-	316,115	-	420,625	-	-	-	12,569	-	749,309
Ghana	17,406	-	17,406	17,406	1,859	-	-	-	-	-	19,265
Greece	18,489	11,750	30,239	-	26,141	-	-	-	198	-	56,578
Grenada	1	-	1	1	-	-	-	-	-	-	1
Guatemala	226	-	226	100	125	-	-	-	-	3,500	3,851
Guinea	8,839	-	8,839	8,839	198	-	-	-	-	-	9,037
Guinea-Bissau <sup>19</sup>	8,684	-	8,684	8,684	123	-	-	-	-	-	8,807
Guyana	11	-	11	11	1	-	-	-	-	-	12
Haiti <sup>20</sup>	3	-	3	2	11	-	-	-	977	-	991
Honduras	30	-	30	19	9	-	174,000	-	-	5,100	179,139
Hungary	4,393	-	4,393	258	36,693	-	-	-	132	-	41,218
Iceland	179	-	179	-	161	-	-	-	131	-	471
India	201,381	-	201,381	27,078	6,480	-	-	-	-	-	207,861
Indonesia	5,957	-	5,957	5,957	7,591	-	-	-	-	-	13,548
Iran (Islamic Rep. of)	979,437	-	979,437	979,437	42	12	-	-	-	-	979,491
Iraq <sup>21</sup>	277,701	-	277,701	277,701	7,420	5,921	4,403,287	1,747	50,000	29	4,746,105
Ireland	6,125	-	6,125	-	5,055	-	-	-	99	-	11,279
Israel	361	38,139	38,500	-	6,591	-	-	-	15	-	45,106
Italy	118,047	-	118,047	-	60,156	-	-	-	747	-	178,950
Jamaica	12	-	12	12	5	-	-	-	-	-	17
Japan <sup>22</sup>	2,474	-	2,474	369	13,831	-	-	-	603	-	16,908
Jordan <sup>23</sup>	664,118	-	664,118	664,118	24,935	-	-	-	-	-	689,053
Kazakhstan	708	-	708	708	97	-	-	-	7,909	-	8,714
Kenya	553,912	-	553,912	553,912	39,969	1,231	-	-	20,000	-	615,112
Kuwait	741	-	741	741	900	-	-	-	93,000	-	94,641
Kyrgyzstan	354	-	354	354	158	-	-	-	9,118	-	9,630
Lao People's Dem. Rep.	-	-	-	-	-	-	-	-	-	-	-
Latvia <sup>24</sup>	208	-	208	-	179	-	-	-	252,195	-	252,582
Lebanon	1,070,854	-	1,070,854	1,070,854	12,139	-	-	-	-	5,238	1,088,231
Lesotho	31	-	31	-	4	-	-	-	-	-	35
Liberia	36,505	-	36,505	36,505	15	58	-	-	1	1,479	38,058
Libya	9,305	-	9,305	9,305	27,479	-	434,869	-	-	-	471,653
Liechtenstein	150	-	150	23	97	-	-	-	-	-	247
Lithuania	1,093	-	1,093	-	82	-	-	-	3,466	-	4,641
Luxembourg	1,332	-	1,332	-	2,395	-	-	-	82	-	3,809
Madagascar	10	-	10	10	12	-	-	-	-	-	22
Malawi	9,019	-	9,019	9,019	14,470	-	-	-	-	-	23,489
Malaysia	94,030	136	94,166	94,166	60,415	-	-	-	11,689	80,000	246,270
Mali	15,917	-	15,917	15,917	340	4,088	61,920	53,551	-	-	135,816
Malta	7,075	-	7,075	1,547	590	-	-	-	-	-	7,665
Mauritania	51,394	26,000	77,394	51,394	497	-	-	-	-	-	77,891
Mauritius	-	-	-	-	-	-	-	-	-	-	-
Mexico	2,923	-	2,923	1,021	1,350	-	-	-	13	-	4,286
Micronesia (Federated States of)	3	-	3	3	11	-	-	-	-	-	14
Monaco	32	-	32	-	-	-	-	-	-	-	32
Mongolia	9	-	9	9	6	-	-	-	-	-	15
Montenegro	1,771	-	1,771	1,671	20	-	-	-	3,262	10,822	15,875
Montserrat	-	-	-	-	-	-	-	-	-	-	-
Morocco	3,908	-	3,908	3,908	1,565	-	-	-	-	-	5,473
Mozambique	5,622	-	5,622	3,247	14,825	-	-	-	-	-	20,447
Myanmar <sup>25</sup>	-	-	-	-	1	2	451,089	25,265	938,000	-	1,414,357
Namibia	1,737	-	1,737	1,547	1,112	21	-	-	-	1,706	4,576

.../...

**ANNEX TABLE 1** Refugees, asylum-seekers, internally displaced persons (IDPs), returnees (refugees and IDPs), stateless persons, and others of concern to UNHCR by country/territory of asylum | end-2015  
(ctnd)

Country/ territory of asylum <sup>1</sup>	REFUGEES					Returned refugees <sup>5</sup>	IDPs protected/ assisted by UNHCR, incl. people in IDP-like situations <sup>6</sup>	Returned IDPs <sup>7</sup>	Persons under UNHCR's statelessness mandate <sup>8</sup>	Others of concern to UNHCR <sup>9</sup>	Total population of concern
	Refugees <sup>2</sup>	People in refugee-like situations <sup>3</sup>	Total refugees and people in refugee- like situations	Of whom assisted by UNHCR	Asylum- seekers (pending cases) <sup>4</sup>						
Nauru	506	-	506	-	302	-	-	-	-	-	808
Nepal <sup>26</sup>	32,667	-	32,667	17,133	17	-	-	-	-	384	33,068
Netherlands	88,536	-	88,536	-	28,051	-	-	-	1,951	-	118,538
New Zealand	1,337	-	1,337	-	159	-	-	-	-	-	1,496
Nicaragua	330	-	330	259	131	2	-	-	1	1	465
Niger	124,721	-	124,721	124,721	106	-	137,337	-	-	70,000	332,164
Nigeria	1,395	-	1,395	1,395	386	-	2,172,532	-	-	-	2,174,313
Norway	50,389	-	50,389	-	25,316	-	-	-	2,561	-	78,266
Oman	245	-	245	245	190	-	-	-	-	-	435
Pakistan	1,561,162	-	1,561,162	1,561,162	6,442	3	1,146,108	676,638	-	-	3,390,353
Palau	-	-	-	-	-	-	-	-	-	-	-
Panama	2,322	15,000	17,322	331	2,934	-	-	-	2	-	20,258
Papua New Guinea <sup>27</sup>	4,929	4,581	9,510	-	445	-	-	-	-	-	9,955
Paraguay	172	-	172	45	37	-	-	-	-	-	209
Peru	1,488	-	1,488	106	379	-	-	-	-	-	1,867
Philippines	269	-	269	20	210	-	63,174	254,848	7,138	68	325,707
Poland	14,065	-	14,065	-	3,303	-	-	-	10,825	-	28,193
Portugal <sup>28</sup>	699	-	699	-	641	-	-	-	14	-	1,354
Qatar	120	-	120	120	118	-	-	-	1,200	-	1,438
Rep. of Korea	1,463	-	1,463	223	5,442	-	-	-	197	-	7,102
Rep. of Moldova	446	-	446	446	110	-	-	-	5,014	-	5,570
Romania	2,598	-	2,598	314	432	-	-	-	240	-	3,270
Russian Federation <sup>29</sup>	314,506	-	314,506	7,070	2,088	4	-	-	101,813	-	418,411
Rwanda	144,737	-	144,737	144,737	414	5,054	-	-	-	968	151,173
Saint Kitts and Nevis	-	-	-	-	-	-	-	-	-	-	-
Saint Lucia	1	-	1	1	1	-	-	-	-	-	2
Saint Vincent and the Grenadines	-	-	-	-	-	-	-	-	-	-	-
Samoa	-	-	-	-	3	-	-	-	-	-	3
Sao Tome and Principe	-	-	-	-	-	-	-	-	-	-	-
Saudi Arabia	118	7	125	125	32	-	-	-	70,000	-	70,157
Senegal	14,392	-	14,392	14,392	3,119	-	-	-	-	-	17,511
Serbia and Kosovo: S/RES/1244 (1999)	35,332	-	35,332	7,383	116	328	220,002	545	2,700	-	259,023
Sierra Leone	760	-	760	604	17	-	-	-	-	-	777
Singapore	-	-	-	-	-	-	-	-	-	1	1
Sint Maarten (Dutch part)	3	-	3	3	8	-	-	-	-	-	11
Slovakia	820	-	820	-	173	-	-	-	1,523	85	2,601
Slovenia	292	-	292	-	103	-	-	-	4	-	399
Solomon Islands	3	-	3	3	-	-	-	-	-	-	3
Somalia	8,081	-	8,081	8,081	10,120	32,344	1,133,000	5,000	-	86	1,188,631
South Africa <sup>30</sup>	121,645	-	121,645	12,164	1,096,063	-	-	-	-	-	1,217,708
South Sudan <sup>31</sup>	263,016	-	263,016	263,016	839	159	1,790,427	-	-	-	2,054,441
Spain <sup>32</sup>	5,798	-	5,798	-	11,020	-	-	-	440	-	17,258
Sri Lanka <sup>33</sup>	784	-	784	784	608	852	44,934	8,112	-	-	55,290
State of Palestine	-	-	-	-	-	12	-	-	-	-	12
Sudan	309,639	-	309,639	309,639	12,581	39,494	3,218,234	152,663	-	3,355	3,735,966
Suriname	1	-	1	1	4	-	-	-	-	-	5
Swaziland	696	-	696	185	268	7	-	-	-	3	974
Sweden	169,520	-	169,520	-	157,046	-	-	-	31,062	-	357,628
Switzerland	73,336	-	73,336	-	32,701	-	-	-	69	-	106,106
Syrian Arab Rep. <sup>34</sup>	21,113	-	21,113	21,113	5,251	189	6,563,462	-	160,000	3,554	6,753,569
Tajikistan	1,969	-	1,969	885	288	-	-	-	19,469	53	21,779
Thailand <sup>35</sup>	55,145	53,116	108,261	108,261	8,271	-	-	-	443,862	438	560,832
The former Yugoslav Republic of Macedonia	530	171	701	701	17	-	-	-	667	-	1,385
Timor-Leste	-	-	-	-	-	-	-	-	-	6	6
Togo	21,953	-	21,953	13,451	752	7	-	-	-	-	22,712
Tonga	-	-	-	-	-	-	-	-	-	-	-
Trinidad and Tobago	114	-	114	114	82	-	-	-	-	5	201

.../...



**ANNEX TABLE 1** Refugees, asylum-seekers, internally displaced persons (IDPs), returnees (refugees and IDPs), stateless persons, and others of concern to UNHCR by country/territory of asylum | end-2015  
(ctnd)

Country/ territory of asylum <sup>1</sup>	REFUGEES					Returned refugees <sup>5</sup>	IDPs protected/ assisted by UNHCR, incl. people in IDP-like situations <sup>6</sup>	Returned IDPs <sup>7</sup>	Persons under UNHCR's statelessness mandate <sup>8</sup>	Others of concern to UNHCR <sup>9</sup>	Total population of concern
	Refugees <sup>2</sup>	People in refugee-like situations <sup>3</sup>	Total refugees and people in refugee- like situations	Of whom assisted by UNHCR	Asylum- seekers (pending cases) <sup>4</sup>						
Tunisia	665	-	665	665	90	-	-	-	-	2	757
Turkey <sup>36</sup>	2,541,352	-	2,541,352	2,499,593	212,408	-	-	-	780	-	2,754,540
Turkmenistan	26	-	26	26	-	-	-	-	7,125	-	7,151
Turks and Caicos Islands	4	-	4	4	-	-	-	-	-	-	4
Uganda	477,187	-	477,187	477,187	35,779	1,192	-	-	-	180,000	694,158
Ukraine <sup>37</sup>	3,273	-	3,273	574	6,502	1	1,600,000	-	35,228	-	1,645,004
United Arab Emirates	663	-	663	663	421	-	-	-	-	-	1,084
United Kingdom	123,067	-	123,067	-	45,870	-	-	-	41	-	168,978
United Rep. of Tanzania	211,845	-	211,845	189,618	2,150	-	-	-	-	168,625	382,620
United States of America <sup>38</sup>	273,202	-	273,202	-	286,168	-	-	-	-	-	559,370
Uruguay	301	-	301	106	79	-	-	-	-	-	380
Uzbekistan <sup>39</sup>	107	-	107	107	-	-	-	-	86,703	-	86,810
Vanuatu	-	-	-	-	1	-	-	-	-	-	1
Venezuela (Bolivarian Republic of)	6,694	167,060	173,754	34,578	235	-	-	-	-	-	173,989
Viet Nam	-	-	-	-	-	-	-	-	11,000	-	11,000
Yemen	267,173	-	267,173	117,441	9,866	-	2,532,032	-	-	17	2,809,088
Zambia	26,447	-	26,447	26,447	2,411	-	-	-	-	23,321	52,179
Zimbabwe <sup>40</sup>	6,950	-	6,950	6,950	259	31	-	-	300,000	3,384	310,624
<b>Total</b>	<b>15,483,893</b>	<b>637,534</b>	<b>16,121,427</b>	<b>12,282,792</b>	<b>3,219,941</b>	<b>201,415</b>	<b>37,494,172</b>	<b>2,317,314</b>	<b>3,687,729</b>	<b>870,740</b>	<b>63,912,738</b>

UNHCR-Bureaux											
- Central Africa- Great Lakes	1,173,389	15,852	1,189,241	1,058,223	18,468	35,237	1,889,161	1,014,893	1,302	187,577	4,335,879
- East and Horn of Africa	2,739,375	-	2,739,375	2,739,375	106,959	74,467	6,193,660	157,663	20,000	234,381	9,526,505
- Southern Africa	189,842	-	189,842	61,967	1,159,702	4,698	-	-	300,000	28,414	1,682,656
- Western Africa	294,953	-	294,953	286,295	7,885	16,375	2,680,061	53,950	700,116	71,536	3,824,876
<b>Total Africa</b>	<b>4,397,559</b>	<b>15,852</b>	<b>4,413,411</b>	<b>4,145,860</b>	<b>1,293,014</b>	<b>130,777</b>	<b>10,762,882</b>	<b>1,226,506</b>	<b>1,021,418</b>	<b>521,908</b>	<b>19,369,916</b>
Asia and Pacific	3,551,937	278,318	3,830,255	3,086,570	134,613	62,250	2,879,611	1,088,516	1,563,338	231,465	9,790,048
Middle East and North Africa	2,675,408	64,146	2,739,554	2,451,317	142,371	6,126	13,933,650	1,747	374,237	8,840	17,206,525
Europe	4,362,605	28,814	4,391,419	2,555,552	1,299,246	468	2,804,962	545	592,151	83,414	9,172,205
Americas	496,384	250,404	746,788	43,493	350,697	1,794	7,113,067	-	136,585	25,113	8,374,044
<b>Total</b>	<b>15,483,893</b>	<b>637,534</b>	<b>16,121,427</b>	<b>12,282,792</b>	<b>3,219,941</b>	<b>201,415</b>	<b>37,494,172</b>	<b>2,317,314</b>	<b>3,687,729</b>	<b>870,740</b>	<b>63,912,738</b>

UN major regions											
Africa	4,769,513	41,852	4,811,365	4,443,809	1,367,409	130,781	11,197,751	1,226,506	1,021,440	521,910	20,277,162
Asia	8,366,000	328,562	8,694,562	7,750,753	396,662	68,372	17,265,028	1,090,263	1,942,856	246,303	29,704,046
Europe	1,808,289	12,135	1,820,424	44,719	1,083,567	468	1,918,326	545	586,848	77,414	5,487,592
Latin America and the Caribbean	87,294	250,404	337,698	43,493	44,887	1,794	7,113,067	-	136,585	25,113	7,659,144
Northern America	409,090	-	409,090	-	305,810	-	-	-	-	-	714,900
Oceania	43,707	4,581	48,288	18	21,606	-	-	-	-	-	69,894
<b>Total</b>	<b>15,483,893</b>	<b>637,534</b>	<b>16,121,427</b>	<b>12,282,792</b>	<b>3,219,941</b>	<b>201,415</b>	<b>37,494,172</b>	<b>2,317,314</b>	<b>3,687,729</b>	<b>870,740</b>	<b>63,912,738</b>

## Notes

The data are generally provided by Governments, based on their own definitions and methods of data collection.

A dash ("-") indicates that the value is zero, not available or not applicable. All data are provisional and subject to change.

- 1 Country or territory of asylum or residence.
- 2 Persons recognized as refugees under the 1951 UN Convention/1967 Protocol, the 1969 OAU Convention, in accordance with the UNHCR Statute, persons granted a complementary form of protection and those granted temporary protection. In the absence of Government figures, UNHCR has estimated the refugee population in many industrialized countries based on 10 years of individual asylum-seeker recognition.
- 3 This category is descriptive in nature and includes groups of persons who are outside their country or territory of origin and who face protection risks similar to those of refugees, but for whom refugee status has, for practical or other reasons, not been ascertained.
- 4 Persons whose application for asylum or refugee status is pending at any stage in the asylum procedure.
- 5 Refugees who have returned to their place of origin during 2015. Source: country of origin and asylum.
- 6 Persons who are displaced within their country and to whom UNHCR extends protection and/or assistance. It also includes people in IDP-like situations. This category is descriptive in nature and includes groups of persons who are inside their country of nationality or habitual residence and who face protection risks similar to those of IDPs but who, for practical or other reasons, could not be reported as such.
- 7 IDPs protected/assisted by UNHCR who have returned to their place of origin during 2015.
- 8 Refers to persons who are not considered as nationals by any State under the operation of its law. This category refers to persons who fall under the agency's statelessness mandate because they are stateless according to this international definition, but data from some countries may also include persons with undetermined nationality. See Annex Table 7 at <http://www.unhcr.org/statistics/15-WRD-table-7.xls> for detailed notes.
- 9 Refers to individuals who do not necessarily fall directly into any of the other groups but to whom UNHCR may extend its protection and/or assistance services. These activities might be based on humanitarian or other special grounds.
- 10 According to the Government of Algeria, there are an estimated 165,000 Sahrawi refugees in the Tindouf camps.
- 11 Australia's figures for asylum-seekers are based on the number of applications lodged for protection visas.
- 12 The refugee population includes 200,000 persons originating from Myanmar in a refugee-like situation. The Government of Bangladesh estimates the population to be between 300,000 and 500,000.
- 13 The 300,000 Vietnamese refugees are well integrated and in practice receive protection from the Government of China.
- 14 UNHCR's assistance activities for IDPs in Cyprus ended in 1999. Visit the website of the Internal Displacement Monitoring Centre (IDMC) for further information.
- 15 The number of Rwandan refugees in the Democratic Republic of the Congo is subject to change based on an ongoing registration exercise. The figure 245,000 was provided by the Government of Democratic Republic of the Congo.
- 16 This revised estimate of 133,770 stateless persons includes only individuals born in the country to parents who were both born abroad. It does not include individuals born in the country to one foreign-born and one Dominican-born parent, as per the previously reported figure of 210,000. This estimate does not include subsequent generations of individuals of foreign descent, as there is no reliable population data available on groups other than first-generation individuals. As such, this estimate does not include all persons without nationality in the country. It will be adjusted as official data becomes available on the number of individuals who have found an effective nationality solution.
- 17 All figures relate to the end of 2014 except refugees.
- 18 Almost all people recorded as being stateless have permanent residence and enjoy more rights than foreseen in the 1954 Convention relating to the Status of Stateless Persons.
- 19 Refugee figure relates to the end of 2014.
- 20 Figure of stateless persons refers to individuals without a nationality who were born in the Dominican Republic prior to January 2010 and who were identified by UNHCR in Haiti during the reporting period.
- 21 Pending a more accurate study into stateless in Iraq, the estimate of stateless persons in Iraq has been adjusted to reflect the reduction of statelessness in line with Law 26 of 2006, which allows stateless persons to apply for nationality in certain circumstances.
- 22 Figures are UNHCR estimates.
- 23 Includes 33,200 Iraqi refugees registered with UNHCR in Jordan. The Government estimated the number of Iraqis at 400,000 individuals at the end of March 2015. This includes refugees and other categories of Iraqis.
- 24 This figure includes persons covered by two separate Laws. 178 fall under the Republic of Latvia's Law on Stateless Persons on 17 February 2004, which replaced the Law on the Status of Stateless Persons in the Republic of Latvia of 18 February 1999, and which determines the legal status of persons who are not considered as citizens by the legislation of any State and whose status is not determined by the 25th April 1995 Law (quoted below). 252,017 of the persons reported in this table fall under the Republic of Latvia's 25 April 1995 Law on the Status of Those Former USSR Citizens who are not Citizens of Latvia or of Any Other State, and are granted a transitional legal status to permanently residing persons (non-citizens) which entitles them to a set of rights and obligations generally beyond the minimum rights prescribed by the 1954 Convention relating to the Status of Stateless Persons. The non-citizens enjoy the right to reside in Latvia ex lege and the right to acquire citizenship through registration and/or naturalisation (depending on age). A number of measures have been taken by the Latvian Government to facilitate their acquisition of citizenship; nonetheless, some non-citizens have chosen not to pursue naturalization. Some may have acquired a nationality other than Latvian nationality; however in the absence of reliable data in this regard, UNHCR includes in its statistical reporting the full number of non-citizens reported by Latvia.
- 25 Figure of Stateless persons was estimated from the 2014 census. It does not include an estimated 151,921 stateless IDPs, persons in an IDP-like situation who are also of concern under the statelessness mandate because they are already included within the figures on IDPs. In Rakhine State it is estimated to be approximately one million.
- 26 Various studies estimate that a large number of individuals lack citizenship certificates in Nepal. While these individuals are not all necessarily stateless, UNHCR has been working closely with the Government of Nepal and partners to address this situation.
- 27 Refugee figure relates to the end of 2014.
- 28 All figures relate to the end of 2014.
- 29 Figure of Stateless persons refers to the census figure from 2010 adjusted to reflect the number of stateless persons who acquired nationality in 2011-2015. The figure includes 12,881 stateless persons holding a temporary or a permanent residence permit.
- 30 An adjustment to 2014 end of year figures in particular for the number of asylum applications pending on appeal and review has resulted in a substantially higher figure for numbers of asylum seekers reported in South Africa for 2015. It should be noted that the current legal framework in South Africa does not enable the withdrawal (whether explicit or implicit) of asylum applications lodged.
- 31 IDP figure in South Sudan includes 105,000 people who are in an IDP-like situation.
- 32 Refugee figure relates to the end of 2014.
- 33 The statistics of the remaining IDPs at the end of the year, while provided by the Government authorities at the district level, are being reviewed by the central authorities. Once this review has been concluded, the statistics will be changed accordingly.
- 34 Refugee figure for Iraqis and Stateless persons in the Syrian Arab Republic was a Government estimate. UNHCR has registered and is assisting 18,300 Iraqis at the end of 2015.
- 35 Figure of Stateless persons is Updated from the Royal Thai Government. The decrease includes the grant of Thai nationality to over 18,000 stateless people in the last three years.
- 36 Refugee figure for Syrians in Turkey was a Government estimate.
- 37 IDP figure in Ukraine includes 800,000 people who are in an IDP-like situation.
- 38 The refugee figure for the United States of America is currently under review, which may lead to an adjustment in future reports.
- 39 Figure of stateless persons refers to those with permanent residence reported in 2010 by the Government. Information on other categories of stateless persons is not available.
- 40 Figure of stateless persons is an estimate and currently under review.

Source: UNHCR/Governments.

**ANNEX TABLE 2** Refugees, asylum-seekers, internally displaced persons (IDPs), returnees (refugees and IDPs), stateless persons, and others of concern to UNHCR by origin | end-2015

Origin <sup>1</sup>	REFUGEES					Returned refugees <sup>5</sup>	IDPs protected/assisted by UNHCR, incl. people in IDP-like situations <sup>6</sup>	Returned IDPs <sup>7</sup>	Persons under UNHCR's statelessness mandate <sup>8</sup>	Others of concern to UNHCR <sup>9</sup>	Total population of concern
	Refugees <sup>2</sup>	People in refugee-like situations <sup>3</sup>	Total refugees and people in refugee-like situations	of whom: UNHCR-assisted	Asylum-seekers (pending cases) <sup>4</sup>						
Afghanistan	2,662,954	3,300	2,666,254	2,534,428	258,892	61,379	1,174,306	123,653	-	150,369	4,434,853
Albania	10,421	-	10,421	-	42,162	-	-	-	-	1	52,584
Algeria	3,490	-	3,490	75	7,623	-	-	-	-	12	11,125
Andorra	5	-	5	-	4	-	-	-	-	-	9
Angola	11,869	-	11,869	1,401	3,270	4,639	-	-	-	34,966	54,744
Anguilla	1	-	1	-	-	-	-	-	-	-	1
Antigua and Barbuda	56	-	56	-	12	-	-	-	-	-	68
Argentina	194	-	194	1	171	-	-	-	-	-	365
Armenia	11,218	-	11,218	73	8,502	-	-	-	-	14	19,734
Australia	20	-	20	-	5	-	-	-	-	-	25
Austria	4	-	4	-	4	-	-	-	-	-	8
Azerbaijan	9,712	-	9,712	1,551	5,230	-	618,220	-	-	-	633,162
Bahamas	215	-	215	-	82	-	-	-	-	-	297
Bahrain	421	-	421	19	89	-	-	-	-	1	511
Bangladesh	12,172	1	12,173	163	30,798	-	-	-	-	18	42,989
Barbados	99	-	99	-	25	-	-	-	-	-	124
Belarus	4,124	-	4,124	12	1,478	-	-	-	-	1	5,603
Belgium	65	-	65	-	35	-	-	-	-	1	101
Belize	51	-	51	-	98	-	-	-	-	57	206
Benin	412	-	412	5	1,164	-	-	-	-	7	1,583
Bermuda	-	-	-	-	-	-	-	-	-	-	-
Bhutan	17,720	-	17,720	16,617	227	-	-	-	-	-	17,947
Bolivia (Plurinational State of)	570	-	570	19	350	-	-	-	-	-	920
Bosnia and Herzegovina	18,748	21	18,769	2,455	7,023	22	98,324	-	-	52,438	176,576
Botswana	308	-	308	-	67	-	-	-	-	-	375
Brazil	895	-	895	2	2,158	-	-	-	-	-	3,053
British Virgin Islands	-	-	-	-	-	-	-	-	-	-	-
Brunei Darussalam	-	-	-	-	5	-	-	-	-	-	5
Bulgaria	1,269	-	1,269	2	207	-	-	-	-	1	1,477
Burkina Faso	2,148	-	2,148	26	2,705	-	-	-	-	1	4,854
Burundi	292,764	-	292,764	261,168	26,893	14	25,000	1,144	-	164,018	509,833
Cabo Verde	28	-	28	-	102	-	-	-	-	-	130
Cambodia	12,799	4	12,803	170	376	1	-	-	-	-	13,180
Cameroon	10,581	-	10,581	394	7,409	-	92,657	18,636	-	5	129,288
Canada	80	-	80	1	341	-	-	-	-	6	427
Cayman Islands	6	-	6	-	-	-	-	-	-	-	6
Central African Rep.	471,104	-	471,104	469,044	10,668	21,632	216,392	258,276	-	20,792	998,864
Chad	14,940	-	14,940	12,127	3,293	41	51,999	-	-	30,003	100,276
Chile	561	-	561	7	155	-	-	-	-	-	716
China	212,911	-	212,911	268	57,705	1	-	-	-	2	270,619
China, Hong Kong SAR	33	-	33	-	79	-	-	-	-	-	112
China, Macao SAR	5	-	5	-	24	-	-	-	-	-	29
Colombia	90,836	249,404	340,240	37,343	6,905	1,792	6,939,067	-	-	-	7,288,004
Comoros	569	-	569	2	233	-	-	-	-	-	802
Congo, Republic of	14,781	-	14,781	1,991	4,121	1	-	-	-	91	18,994
Cook Islands	1	-	1	-	-	-	-	-	-	-	1
Costa Rica	379	-	379	5	218	-	-	-	-	-	597
Côte d'Ivoire	71,105	-	71,105	58,716	13,788	1,226	308,272	399	-	44	405,830
Croatia <sup>10</sup>	33,451	-	33,451	11,842	90	113	-	-	-	14,070	47,724
Cuba	5,862	1,000	6,862	522	2,364	-	-	-	-	75	9,301
Curaçao	35	-	35	-	-	-	-	-	-	-	35
Cyprus <sup>11</sup>	4	-	4	-	7	-	-	-	-	-	11
Czech Rep.	1,285	-	1,285	-	128	-	-	-	-	-	1,413
Dem. People's Rep. of Korea	1,103	-	1,103	74	230	-	-	-	-	-	1,333
Dem. Rep. of the Congo	541,291	208	541,499	469,775	76,418	8,536	1,555,112	736,837	-	9,925	2,928,327
Denmark	9	-	9	-	10	-	-	-	-	1	20
Djibouti	1,069	-	1,069	84	549	-	-	-	-	-	1,618
Dominica	38	-	38	-	87	-	-	-	-	-	125
Dominican Rep.	382	-	382	5	1,710	-	-	-	-	-	2,092
Ecuador	1,010	-	1,010	20	10,419	-	-	-	-	-	11,429

.../...

**ANNEX TABLE 2** Refugees, asylum-seekers, internally displaced persons (IDPs), returnees (refugees and IDPs), stateless persons, and others of concern to UNHCR by origin | end-2015 (ctnd)

Origin <sup>1</sup>	REFUGEES					Returned refugees <sup>5</sup>	IDPs protected/assisted by UNHCR, incl. people in IDP-like situations <sup>6</sup>	Returned IDPs <sup>7</sup>	Persons under UNHCR's statelessness mandate <sup>8</sup>	Others of concern to UNHCR <sup>9</sup>	Total population of concern
	Refugees <sup>2</sup>	People in refugee-like situations <sup>3</sup>	Total refugees and people in refugee-like situations	of whom: UNHCR-assisted	Asylum-seekers (pending cases) <sup>4</sup>						
Egypt	17,930	-	17,930	292	12,168	4	-	-	-	78	30,180
El Salvador	14,778	-	14,778	998	31,454	-	-	-	-	10,100	56,332
Equatorial Guinea	172	-	172	9	90	-	-	-	-	-	262
Eritrea	379,766	31,576	411,342	263,139	63,446	1	-	-	-	235	475,024
Estonia	318	-	318	1	46	-	-	-	-	-	364
Ethiopia	85,834	-	85,834	42,766	77,924	5	-	-	-	224	163,987
Fiji	883	-	883	6	430	-	-	-	-	-	1,313
Finland	8	-	8	-	3	-	-	-	-	-	11
France	94	-	94	-	84	-	-	-	-	-	178
French Guiana	-	-	-	-	-	-	-	-	-	-	-
Gabon	177	-	177	3	239	-	-	-	-	-	416
Gambia	8,491	-	8,491	88	12,826	-	-	-	-	-	21,317
Georgia	6,498	-	6,498	401	9,282	-	268,416	-	-	-	284,196
Germany	161	-	161	1	93	-	-	-	-	2	256
Ghana	22,978	-	22,978	10,004	10,965	-	-	-	-	6	33,949
Gibraltar	2	-	2	-	-	-	-	-	-	-	2
Greece	112	-	112	-	69	-	-	-	-	-	181
Grenada	270	-	270	-	52	-	-	-	-	-	322
Guadeloupe	-	-	-	-	23	-	-	-	-	-	23
Guatemala	10,284	-	10,284	88	26,954	-	-	-	-	3,500	40,738
Guinea	17,005	-	17,005	205	17,886	-	-	-	-	-	34,891
Guinea-Bissau	1,471	-	1,471	22	1,940	-	-	-	-	-	3,411
Guyana	511	-	511	-	227	-	-	-	-	-	738
Haiti	34,774	-	34,774	675	9,272	-	-	-	-	6,264	50,310
Holy See (the)	-	-	-	-	-	-	-	-	-	-	-
Honduras	6,844	-	6,844	572	19,455	-	174,000	-	-	5,100	205,399
Hungary	1,443	-	1,443	2	706	-	-	-	-	3	2,152
Iceland	-	-	-	-	3	-	-	-	-	-	3
India	9,881	-	9,881	11	24,973	-	-	-	-	378	35,232
Indonesia	9,261	4,695	13,956	786	2,652	-	-	-	-	3	16,611
Iran (Islamic Rep. of)	84,949	-	84,949	14,703	57,084	12	-	-	-	9	142,054
Iraq <sup>12</sup>	261,107	3,000	264,107	126,809	237,166	5,921	4,403,287	1,747	-	3,599	4,915,827
Ireland	9	-	9	-	42	-	-	-	-	-	51
Israel	802	-	802	1	391	-	-	-	-	-	1,193
Italy	70	-	70	1	147	-	-	-	-	-	217
Jamaica	1,868	-	1,868	12	837	-	-	-	-	-	2,705
Japan	145	-	145	-	68	-	-	-	-	-	213
Jordan	1,841	-	1,841	118	1,851	-	-	-	-	92	3,784
Kazakhstan	2,267	-	2,267	17	1,569	-	-	-	-	-	3,836
Kenya	7,905	1	7,906	3,532	3,303	1,231	-	-	-	15	12,455
Kiribati	2	-	2	-	3	-	-	-	-	-	5
Kuwait	1,085	-	1,085	37	452	-	-	-	-	-	1,537
Kyrgyzstan	2,502	-	2,502	269	2,273	-	-	-	-	-	4,775
Lao People's Dem. Rep.	7,363	-	7,363	3	165	-	-	-	-	-	7,528
Latvia	193	-	193	7	84	-	-	-	-	-	277
Lebanon	4,369	-	4,369	117	6,005	-	-	-	-	-	10,374
Lesotho	17	-	17	-	1,095	-	-	-	-	-	1,112
Liberia	9,987	7	9,994	6,467	2,436	58	-	-	-	9	12,497
Libya	6,085	-	6,085	248	6,056	-	434,869	-	-	8	447,018
Liechtenstein	-	-	-	-	-	-	-	-	-	-	-
Lithuania	144	-	144	1	72	-	-	-	-	-	216
Luxembourg	2	-	2	-	-	-	-	-	-	-	2
Madagascar	286	-	286	2	173	-	-	-	-	5	464
Malawi	426	-	426	4	5,687	-	-	-	-	-	6,113
Malaysia	438	-	438	-	2,833	-	-	-	-	-	3,271
Maldives	42	-	42	4	28	-	-	-	-	-	70
Mali	154,211	-	154,211	140,189	9,906	4,088	61,920	53,551	-	29	283,705
Malta	1	-	1	-	4	-	-	-	-	-	5
Marshall Islands	3	-	3	-	6	-	-	-	-	-	9
Mauritania	34,664	-	34,664	27,252	7,485	-	-	-	-	4	42,153
Mauritius	103	-	103	-	209	-	-	-	-	-	312
Mexico	11,333	-	11,333	24	46,253	-	-	-	-	-	57,586
Micronesia (Federated States of)	-	-	-	-	6	-	-	-	-	-	6

.../...

**ANNEX TABLE 2 Refugees, asylum-seekers, internally displaced persons (IDPs), returnees (refugees and IDPs), stateless persons, and others of concern to UNHCR by origin | end-2015 (ctnd)**

Origin <sup>1</sup>	REFUGEES					Returned refugees <sup>5</sup>	IDPs protected/assisted by UNHCR, incl. people in IDP-like situations <sup>6</sup>	Returned IDPs <sup>7</sup>	Persons under UNHCR's statelessness mandate <sup>8</sup>	Others of concern to UNHCR <sup>9</sup>	Total population of concern
	Refugees <sup>2</sup>	People in refugee-like situations <sup>3</sup>	Total refugees and people in refugee-like situations	of whom: UNHCR-assisted	Asylum-seekers (pending cases) <sup>4</sup>						
Monaco	3	-	3	-	2	-	-	-	-	-	5
Mongolia	2,199	-	2,199	-	3,537	-	-	-	-	-	5,736
Montenegro	651	-	651	4	3,013	-	-	-	-	-	3,664
Morocco	1,771	-	1,771	54	5,603	-	-	-	-	11	7,385
Mozambique	57	-	57	4	2,203	-	-	-	-	-	2,260
Myanmar <sup>13</sup>	198,685	253,122	451,807	243,740	60,659	2	451,089	25,265	-	443	989,265
Namibia	1,476	-	1,476	915	74	21	-	-	-	36	1,607
Nauru	-	-	-	-	1	-	-	-	-	-	1
Nepal	8,865	1	8,866	29	8,974	-	-	-	-	-	17,840
Netherlands	69	-	69	-	56	-	-	-	-	-	125
New Zealand	19	-	19	-	13	-	-	-	-	1	33
Nicaragua	1,476	-	1,476	510	1,248	2	-	-	-	-	2,726
Niger	1,390	-	1,390	414	792	-	137,337	-	-	70,001	209,520
Nigeria	152,136	15,852	167,988	146,107	51,863	-	2,172,532	-	-	19	2,392,402
Niue	18	-	18	-	18	-	-	-	-	-	36
Norfolk Island	1	-	1	-	-	-	-	-	-	-	1
Norway	12	-	12	-	8	-	-	-	-	-	20
Oman	37	-	37	5	18	-	-	-	-	-	55
Pakistan	277,344	20,491	297,835	260,032	64,085	3	1,146,108	676,638	-	1	2,184,670
Palau	2	-	2	-	2	-	-	-	-	-	4
Palestinian <sup>14</sup>	97,973	-	97,973	17,675	4,338	12	-	-	-	2,420	104,743
Panama	69	-	69	2	56	-	-	-	-	-	125
Papua New Guinea	339	-	339	-	200	-	-	-	-	-	539
Paraguay	91	-	91	-	72	-	-	-	-	-	163
Peru	3,599	-	3,599	131	1,539	-	-	-	-	-	5,138
Philippines	592	1	593	16	1,902	-	63,174	254,848	-	80,057	400,574
Poland	1,297	-	1,297	3	404	-	-	-	-	-	1,701
Portugal	28	-	28	1	65	-	-	-	-	-	93
Puerto Rico	-	-	-	-	-	-	-	-	-	-	-
Qatar	20	-	20	-	14	-	-	-	-	-	34
Rep. of Korea	351	-	351	-	261	-	-	-	-	-	612
Rep. of Moldova	2,289	-	2,289	28	3,431	-	-	-	-	1	5,721
Romania	1,735	-	1,735	4	1,376	-	-	-	-	2	3,113
Russian Federation	67,050	-	67,050	943	27,514	4	-	-	-	3	94,571
Rwanda <sup>15</sup>	286,366	-	286,366	168,326	10,957	5,054	-	-	-	5,801	308,178
Saint Kitts and Nevis	28	-	28	-	20	-	-	-	-	-	48
Saint Lucia	1,011	-	1,011	-	53	-	-	-	-	-	1,064
Saint Vincent and the Grenadines	1,823	-	1,823	-	42	-	-	-	-	-	1,865
Saint-Pierre-et-Miquelon	-	-	-	-	1	-	-	-	-	-	1
Samoa	1	-	1	-	13	-	-	-	-	-	14
San Marino	1	-	1	-	1	-	-	-	-	-	2
Sao Tome and Principe	22	-	22	19	12	-	-	-	-	-	34
Saudi Arabia	701	-	701	25	575	-	-	-	-	10	1,286
Senegal	21,280	-	21,280	16,104	14,318	-	-	-	-	-	35,598
Serbia and Kosovo: S/RES/1244 (1999)	38,273	364	38,637	2,591	53,309	328	220,002	545	-	-	312,821
Seychelles	20	-	20	-	22	-	-	-	-	-	42
Sierra Leone	4,895	-	4,895	916	3,507	-	-	-	-	1,479	9,881
Singapore	54	-	54	-	49	-	-	-	-	-	103
Sint Maarten (Dutch part)	-	-	-	-	-	-	-	-	-	-	-
Slovakia	326	-	326	-	548	-	-	-	-	-	874
Slovenia	23	-	23	-	13	-	-	-	-	-	36
Solomon Islands	71	-	71	1	37	-	-	-	-	-	108
Somalia	1,123,022	30	1,123,052	839,696	56,772	32,344	1,133,000	5,000	-	829	2,350,997
South Africa	449	-	449	8	876	-	-	-	-	5	1,330
South Sudan <sup>16</sup>	778,629	68	778,697	778,446	4,237	159	1,790,427	-	-	30	2,573,550
Spain	59	-	59	-	88	-	-	-	-	-	147
Sri Lanka <sup>17</sup>	121,435	-	121,435	2,169	14,869	852	44,934	8,112	-	17	190,219
Sudan <sup>18</sup>	622,463	6,307	628,770	602,525	45,102	39,494	3,218,234	152,663	-	19	4,084,282
Suriname	19	-	19	-	50	-	-	-	-	-	69
Svalbard and Jan Mayen	-	-	-	-	1	-	-	-	-	-	1

.../...



**ANNEX TABLE 2** Refugees, asylum-seekers, internally displaced persons (IDPs), returnees (refugees and IDPs), stateless persons, and others of concern to UNHCR by origin | end-2015 (ctnd)

Origin <sup>1</sup>	REFUGEES					Returned refugees <sup>5</sup>	IDPs protected/assisted by UNHCR, incl. people in IDP-like situations <sup>6</sup>	Returned IDPs <sup>7</sup>	Persons under UNHCR's statelessness mandate <sup>8</sup>	Others of concern to UNHCR <sup>9</sup>	Total population of concern
	Refugees <sup>2</sup>	People in refugee-like situations <sup>3</sup>	Total refugees and people in refugee-like situations	of whom: UNHCR-assisted	Asylum-seekers (pending cases) <sup>4</sup>						
Swaziland	220	-	220	2	161	7	-	-	-	2	390
Sweden	16	-	16	-	17	-	-	-	-	-	33
Switzerland	17	-	17	-	4	-	-	-	-	-	21
Syrian Arab Rep.	4,850,792	21,793	4,872,585	4,548,346	245,844	189	6,563,462	-	-	8,247	11,690,327
Tajikistan	794	-	794	71	1,481	-	-	-	-	-	2,275
Thailand	221	1	222	17	838	-	-	-	-	-	1,060
The former Yugoslav Republic of Macedonia	1,776	-	1,776	8	14,621	-	-	-	-	-	16,397
Tibetan	15,071	-	15,071	2	8	-	-	-	-	6	15,085
Timor-Leste	20	-	20	1	7	-	-	-	-	-	27
Togo	8,785	-	8,785	3,239	2,150	7	-	-	-	-	10,942
Tonga	24	-	24	-	62	-	-	-	-	-	86
Trinidad and Tobago	369	-	369	-	197	-	-	-	-	3	569
Tunisia	1,568	-	1,568	47	2,351	-	-	-	-	7	3,926
Turkey	59,559	-	59,559	15,656	12,104	-	-	-	-	12	71,675
Turkmenistan	455	-	455	24	1,215	-	-	-	-	-	1,670
Turks and Caicos Islands	14	-	14	-	1	-	-	-	-	-	15
Tuvalu	2	-	2	-	1	-	-	-	-	-	3
Uganda	6,316	-	6,316	978	6,470	1,192	-	-	-	180,003	193,981
Ukraine <sup>19</sup>	321,014	286	321,300	5,383	22,574	1	1,600,000	-	-	5	1,943,880
United Arab Emirates	99	-	99	5	105	-	-	-	-	-	204
United Kingdom	131	-	131	2	117	-	-	-	-	-	248
United Rep. of Tanzania	6,221	-	6,221	105	1,607	-	-	-	-	15	7,843
United States of America <sup>20</sup>	4,832	-	4,832	8	262	-	-	-	-	11	5,105
Uruguay	91	-	91	-	62	-	-	-	-	-	153
US Virgin Islands	-	-	-	-	-	-	-	-	-	-	-
Uzbekistan	4,205	-	4,205	287	2,679	-	-	-	-	2	6,886
Vanuatu	1	-	1	-	1	-	-	-	-	-	2
Venezuela (Bolivarian Republic of)	7,456	-	7,456	231	15,094	-	-	-	-	2	22,552
Viet Nam <sup>21</sup>	313,155	1	313,156	279	4,372	-	-	-	-	265	317,793
Wallis and Futuna Islands	-	-	-	-	1	-	-	-	-	-	1
Western Sahara <sup>22</sup>	90,541	26,000	116,541	90,082	1,446	-	-	-	-	-	117,987
Yemen	15,896	-	15,896	13,336	10,075	-	2,532,032	-	-	13	2,558,016
Zambia	344	-	344	14	333	-	-	-	-	1	678
Zimbabwe	21,344	-	21,344	1,366	57,431	31	-	-	-	135	78,941
Stateless	37,426	-	37,426	1,057	18,609	-	-	-	3,687,729	-	3,743,764
Various/unknown	120,155	-	120,155	510	1,035,169	-	-	-	-	14,244	1,169,568
<b>Total</b>	<b>15,483,893</b>	<b>637,534</b>	<b>16,121,427</b>	<b>12,282,792</b>	<b>3,219,941</b>	<b>201,415</b>	<b>37,494,172</b>	<b>2,317,314</b>	<b>3,687,729</b>	<b>870,740</b>	<b>63,912,738</b>

UNHCR-Bureaux											
- Central Africa-Great Lakes	1,623,479	208	1,623,687	1,370,834	138,414	35,237	1,889,161	1,014,893	-	200,647	4,902,039
- East and Horn of Africa	3,019,944	37,982	3,057,926	2,543,293	261,096	74,467	6,193,660	157,663	-	211,358	9,956,170
- Southern Africa	37,488	-	37,488	3,718	71,834	4,698	-	-	-	35,150	149,170
- Western Africa	476,322	15,859	492,181	382,502	146,348	16,375	2,680,061	53,950	-	71,595	3,460,510
<b>Total Africa</b>	<b>5,157,233</b>	<b>54,049</b>	<b>5,211,282</b>	<b>4,300,347</b>	<b>617,692</b>	<b>130,777</b>	<b>10,762,882</b>	<b>1,226,506</b>	<b>-</b>	<b>518,750</b>	<b>18,467,889</b>
Asia and Pacific	3,981,378	281,617	4,262,995	3,074,187	605,716	62,250	2,879,611	1,088,516	-	231,571	9,130,659
Middle East and North Africa	5,391,192	50,793	5,441,985	4,824,543	549,655	6,126	13,933,650	1,747	-	14,502	19,947,665
Europe	593,699	671	594,370	40,972	214,781	468	2,804,962	545	-	66,555	3,681,681
Americas	202,810	250,404	453,214	41,176	178,319	1,794	7,113,067	-	-	25,118	7,771,512
Various/Stateless	157,581	-	157,581	1,567	1,053,778	-	-	-	3,687,729	14,244	4,913,332
<b>Total</b>	<b>15,483,893</b>	<b>637,534</b>	<b>16,121,427</b>	<b>12,282,792</b>	<b>3,219,941</b>	<b>201,415</b>	<b>37,494,172</b>	<b>2,317,314</b>	<b>3,687,729</b>	<b>870,740</b>	<b>63,912,738</b>

.../...

**ANNEX TABLE 2 Refugees, asylum-seekers, internally displaced persons (IDPs), returnees (refugees and IDPs), stateless persons, and others of concern to UNHCR by origin | end-2015 (ctnd)**

Origin <sup>1</sup>	REFUGEES					Returned refugees <sup>5</sup>	IDPs protected/assisted by UNHCR, incl. people in IDP-like situations <sup>6</sup>	Returned IDPs <sup>7</sup>	Persons under UNHCR's statelessness mandate <sup>8</sup>	Others of concern to UNHCR <sup>9</sup>	Total population of concern
	Refugees <sup>2</sup>	People in refugee-like situations <sup>3</sup>	Total refugees and people in refugee-like situations	of whom: UNHCR-assisted	Asylum-seekers (pending cases) <sup>4</sup>						
UN major regions											
Africa	5,313,282	80,049	5,393,331	4,418,397	660,424	130,781	11,197,751	1,226,506	-	518,870	19,127,663
Asia	9,302,125	306,410	9,608,535	7,798,354	1,146,965	68,372	17,265,028	1,090,263	-	245,978	29,425,141
Europe	506,708	671	507,379	23,291	179,656	468	1,918,326	545	-	66,529	2,672,903
Latin America and the Caribbean	197,898	250,404	448,302	41,167	177,716	1,794	7,113,067	-	-	25,101	7,765,980
Northern America	4,912	-	4,912	9	603	-	-	-	-	17	5,532
Oceania	1,387	-	1,387	7	799	-	-	-	-	1	2,187
Various/Stateless	157,581	-	157,581	1,567	1,053,778	-	-	-	3,687,729	14,244	4,913,332
Total	15,483,893	637,534	16,121,427	12,282,792	3,219,941	201,415	37,494,172	2,317,314	3,687,729	870,740	63,912,738

## Notes

The data are generally provided by Governments, based on their own definitions and methods of data collection.

A dash ("-") indicates that the value is zero, not available or not applicable. All data are provisional and subject to change.

<sup>1</sup> Country or territory of origin.

<sup>2</sup> Persons recognized as refugees under the 1951 UN Convention/1967 Protocol, the 1969 OAU Convention, in accordance with the UNHCR Statute, persons granted a complementary form of protection and those granted temporary protection. In the absence of Government figures, UNHCR has estimated the refugee population in many industrialized countries based on 10 years of individual asylum-seeker recognition.

<sup>3</sup> This category is descriptive in nature and includes groups of persons who are outside their country or territory of origin and who face protection risks similar to those of refugees, but for whom refugee status has, for practical or other reasons, not been ascertained.

<sup>4</sup> Persons whose application for asylum or refugee status is pending at any stage in the asylum procedure.

<sup>5</sup> Refugees who have returned to their place of origin during 2015. Source: country of origin and asylum.

<sup>6</sup> Persons who are displaced within their country and to whom UNHCR extends protection and/or assistance. It also includes people in IDP-like situations. This category is descriptive in nature and includes groups of persons who are inside their country of nationality or habitual residence and who face protection risks similar to those of IDPs but who, for practical or other reasons, could not be reported as such.

<sup>7</sup> IDPs protected/assisted by UNHCR who have returned to their place of origin during 2015.

<sup>8</sup> Refers to persons who are not considered as nationals by any State under the operation of its law. This category refers to persons who fall under the agency's statelessness mandate because they are stateless according to this international definition, but data from some countries may also include persons with undetermined nationality. See Annex Table 7 at <http://www.unhcr.org/statistics/15-WRD-table-7.xls> for detailed notes.

<sup>9</sup> Refers to individuals who do not necessarily fall directly into any of the other groups but to whom UNHCR may extend its protection and/or assistance services. These activities might be based on humanitarian or other special grounds.

<sup>10</sup> UNHCR has recommended on 4 April 2014 to start the process of cessation of refugee status for refugees from Croatia displaced during the 1991-95 conflict. The Office suggests that cessation enters into effect latest by the end of 2017.

<sup>11</sup> UNHCR's assistance activities for IDPs in Cyprus ended in 1999. Visit the website of the Internal Displacement Monitoring Centre (IDMC) for further information.

<sup>12</sup> Refugee figure for Iraqis in the Syrian Arab Republic was a Government estimate. UNHCR has registered and is assisting 18,300 Iraqis at the end of 2015. The refugee population in Jordan includes 33,200 Iraqis registered with UNHCR. The Government of Jordan estimated the number of Iraqis at 400,000 individuals at the end of March 2015. This includes refugees and other categories of Iraqis.

<sup>13</sup> Figure of stateless persons was estimated from the 2014 census. It does not include an estimated 151,921 stateless IDPs, persons in an IDP-like situation who are also of concern under the statelessness mandate because they are already included within the figures on IDPs. In Rakhine State it is estimated to be approximately one million.

<sup>14</sup> Refers to Palestinian refugees under the UNHCR mandate only.

<sup>15</sup> The number of Rwandan refugees in the Democratic Republic of the Congo is subject to change based on an ongoing registration exercise. The figure 245,000 was provided by the Government of Democratic Republic of the Congo.

<sup>16</sup> An unknown number of refugees and asylum-seekers from South Sudan may be included under Sudan (in absence of separate statistics for both countries). IDP figure in South Sudan includes 105,000 people who are in an IDP-like situation.

<sup>17</sup> The statistics of the remaining IDPs at the end of 2015, while provided by the Government authorities at the district level, are being reviewed by the central authorities. Once this review has been concluded, the statistics will be changed accordingly.

<sup>18</sup> Figures for refugees and asylum-seekers may include citizens of South Sudan (in absence of separate statistics for both countries).

<sup>19</sup> IDP figure in Ukraine includes 800,000 people who are in an IDP-like situation.

<sup>20</sup> A limited number of countries record refugee and asylum statistics by country of birth rather than country of origin. This affects the number of refugees reported as originating from the United States of America.

<sup>21</sup> The 300,000 Vietnamese refugees are well integrated and in practice receive protection from the Government of China.

<sup>22</sup> According to the Government of Algeria, there are an estimated 165,000 Sahrawi refugees in the Tindouf camps.

Source: UNHCR/Governments.



© 2016 United Nations High Commissioner for Refugees  
All rights reserved. Reproductions and translations  
are authorized, provided UNHCR is acknowledged as  
the source.

For more information, please contact:  
Field Information and Coordination Support Section  
Division of Programme Support and Management  
Case Postale 2500  
1211 Geneva, Switzerland  
[stats@unhcr.org](mailto:stats@unhcr.org)

This document along with further information on global  
displacement is available on UNHCR's statistics website:  
<http://www.unhcr.org/statistics>

Front cover: Crossing the border. Refugees and  
migrants make their way to the border between Serbia  
and Hungary in the hopes of continuing their journey  
onwards. While Europe's struggle to manage more than  
one million refugees and migrants who arrived via the  
Mediterranean dominated the media in 2015, the vast  
majority of the world's displaced remain in low-and  
middle-income countries close to situations of conflict.

© HOLLANDSE HOOGTE / WARREN RICHARDSON

Back cover: Lesvos, Greece. October, 2015. Moments  
after their boat landed in Lesvos, an Afghan woman with  
her baby, sits in shock by the beach.

© UNHCR / GILES DULEY

PRODUCED AND PRINTED BY UNHCR  
(20 JUNE 2016)

[www.unhcr.org](http://www.unhcr.org)